
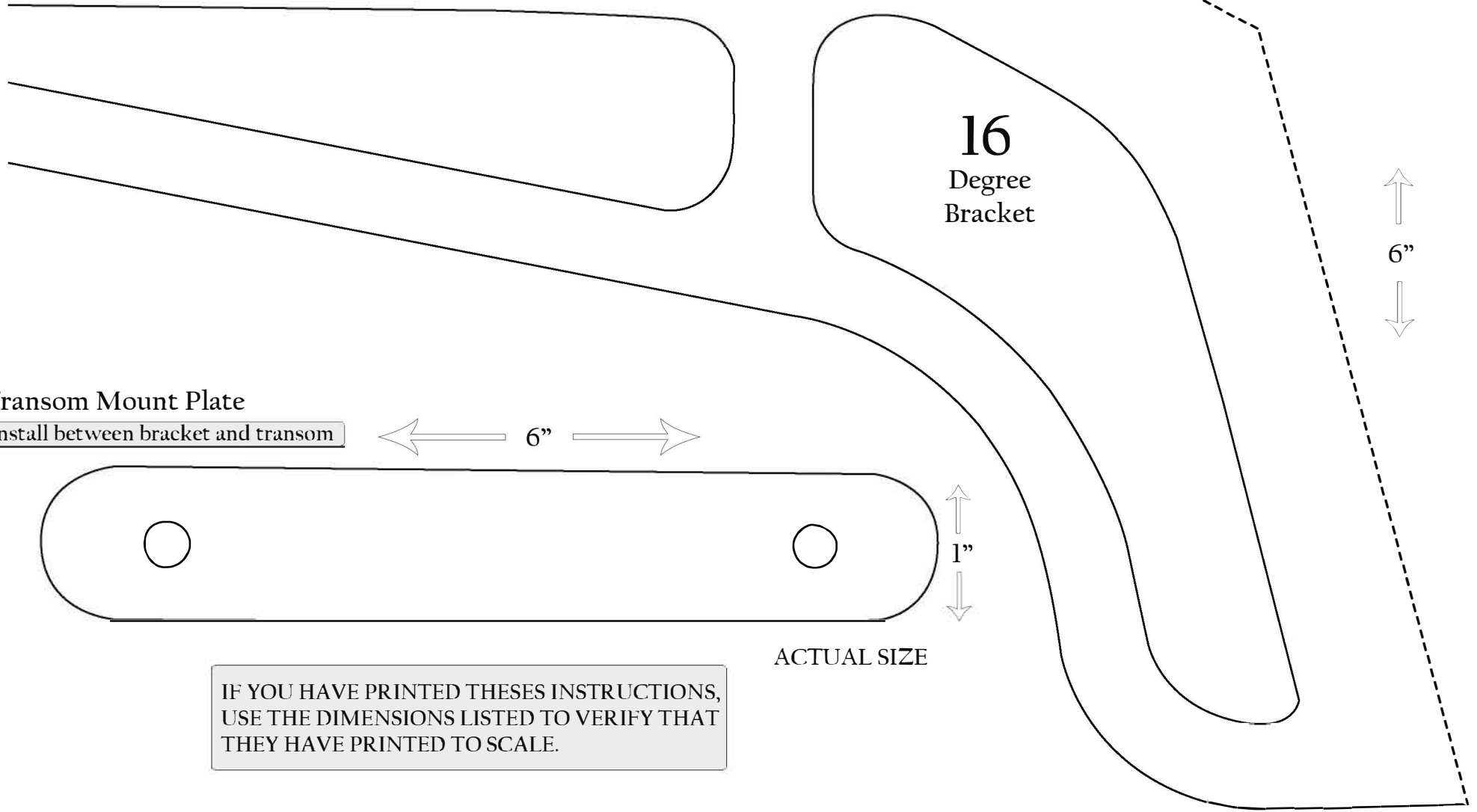


Cut along dotted line



Top


Cut out to determine the Transom angle.



16
Degree
Bracket

Transom Mount Plate

Install between bracket and transom



ACTUAL SIZE

IF YOU HAVE PRINTED THESE INSTRUCTIONS,
USE THE DIMENSIONS LISTED TO VERIFY THAT
THEY HAVE PRINTED TO SCALE.

Backplate



16 Degree Billet Swim Step Bracket Cut Out Template

11479 Sixth St., Rancho Cucamonga, CA 91730 * 909-945-2830 * fax 909-945-9293 * www.eddiemarine.com

WHEN PRINTING
SELECT "ACTUAL SIZE"